



Rewarding Learning

General Certificate of Secondary Education
2023

Centre Number

--	--	--	--	--

Candidate Number

--	--	--	--

GCSE Physics

Unit 1

Foundation Tier

MV18

[GPY11]

THURSDAY 25 MAY, MORNING

Time

1 hour 15 minutes, plus your additional time allowance.

Instructions to Candidates

Write your Centre Number and Candidate Number in the spaces provided at the top of this page.

You must answer the questions in the spaces provided.

Do not write on blank pages.

Complete in black ink only.

Answer **all** questions.

Information for Candidates

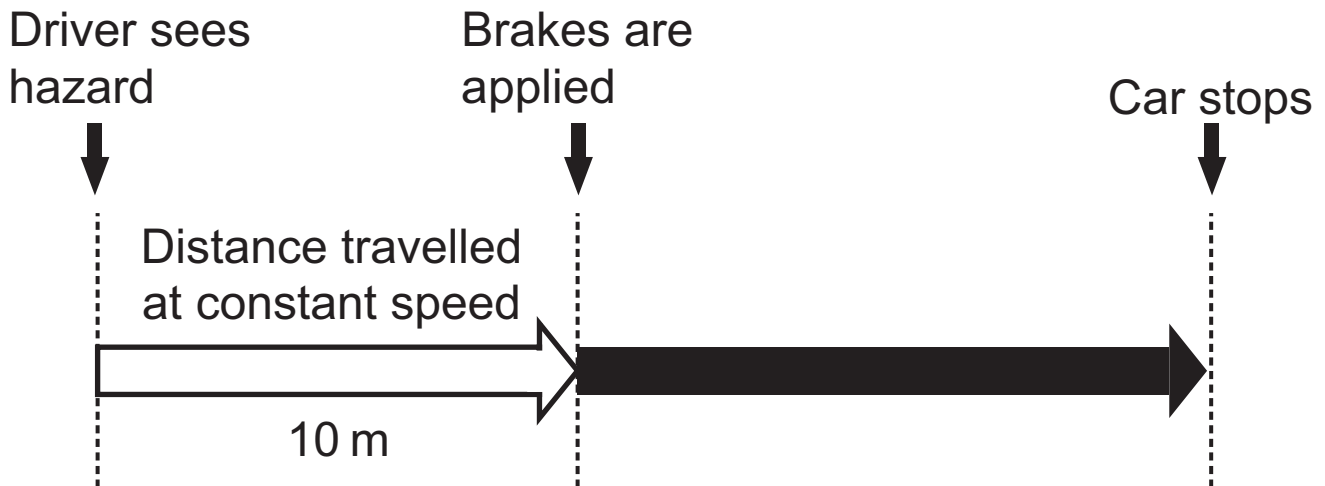
The total mark for this paper is 80.

Figures in brackets printed at the end of each question indicate the marks awarded to each question or part question.

Quality of written communication will be assessed in Question **4(d)**.

- 1 (a) (i) The driver of a car takes a short time to react to a hazard on the road. During this time the car travels at a constant speed.

The diagram below shows the distance the car travels before the driver applies the brakes. Once the brakes are applied the car eventually stops.



The constant speed of the car is 20 m/s.

Calculate the time between the driver seeing the hazard and applying the brakes. [3 marks]

Show clearly how you get your answer, starting with the equation you plan to use.

Time = _____ s

- (ii) Calculate the average speed of the car from the moment the driver applies the brakes until the car stops. [3 marks]
Show clearly how you get your answer, starting with the equation you plan to use.

Average speed = _____ m/s

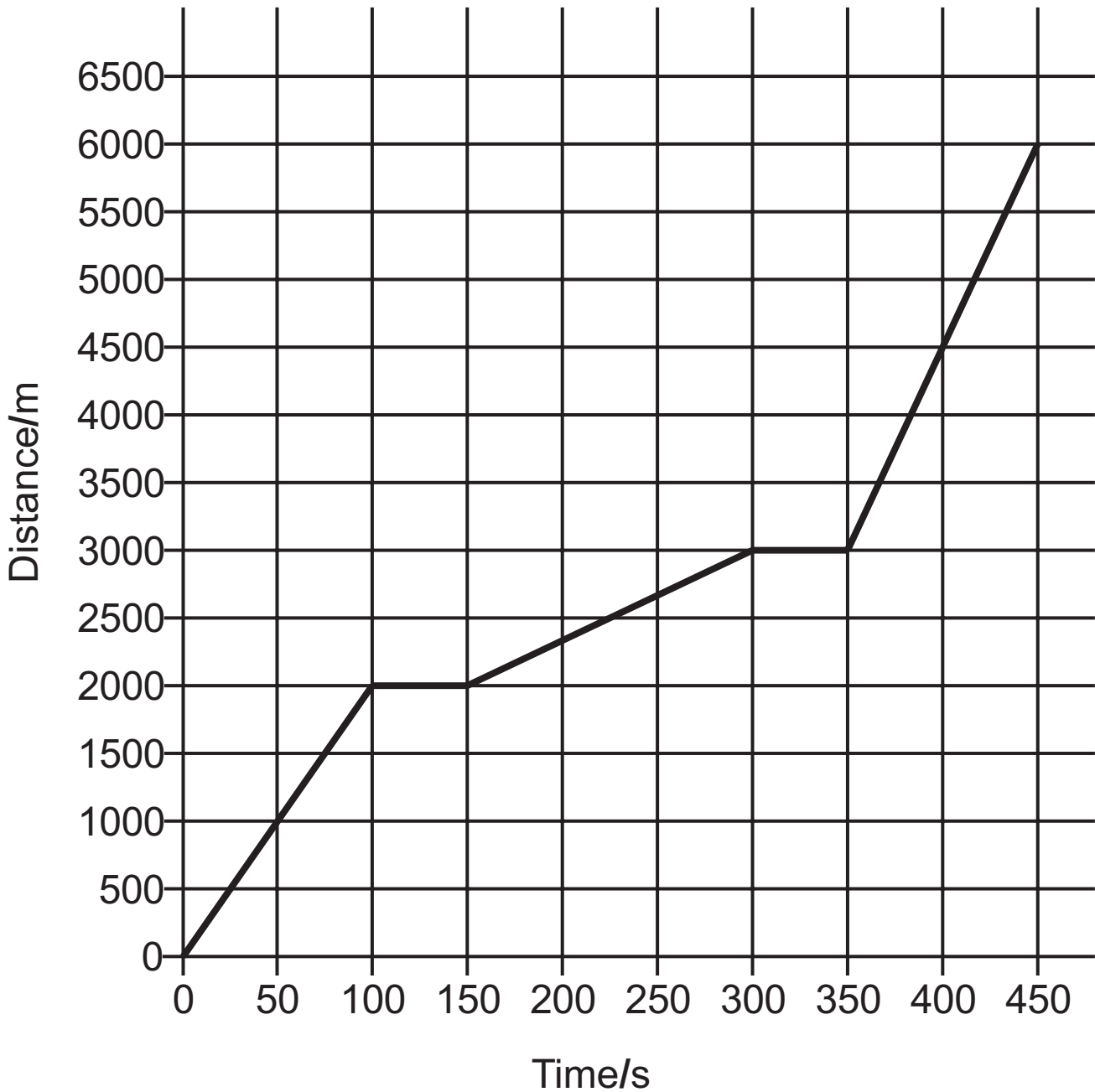
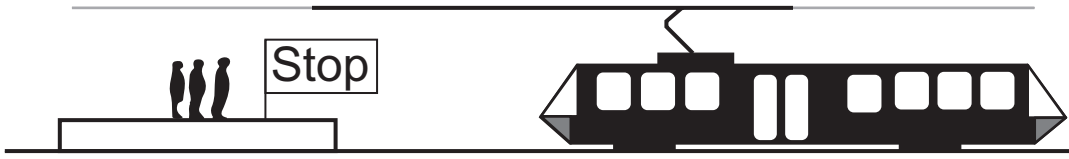
- (iii) From the moment the brakes are applied it takes the car 4.0 s to stop.
Using the equation below, calculate the rate of change of speed of the car during this time.
[3 marks]
Include the unit for rate of change of speed with your answer.

$$\text{rate of change of speed} = \frac{\text{final speed} - \text{initial speed}}{\text{time taken}}$$

Rate of change of speed = _____

Unit of rate of change of speed = _____

(b) The distance–time graph below shows the journey of a train as it moves from one stop to the next.



- (i) Calculate the **average speed** of the train for the complete journey shown. [3 marks]
Show clearly how you get your answer, starting with the equation you plan to use.

Average speed = _____ m/s

- (ii) Between which two times is the train **moving with the slowest speed**?

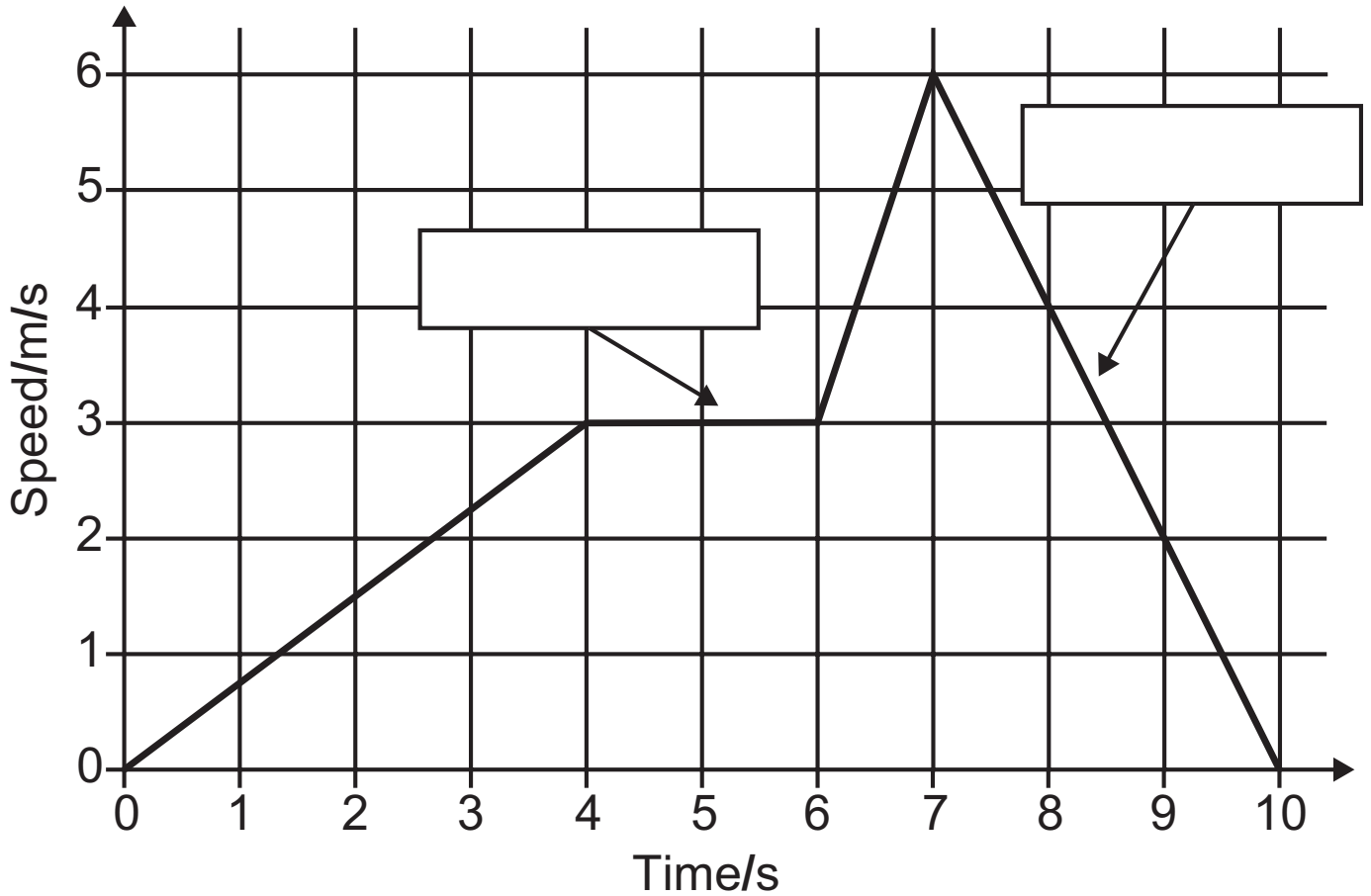
What feature of the graph shows this? [2 marks]

Times between _____ s and _____ s

Feature _____

(c) A speed–time graph is shown below.

(i) In the boxes provided, describe the motion represented by that part of the graph. [2 marks]



(ii) Calculate the distance travelled in the first 6 seconds of the motion. [4 marks]

Show clearly how you get your answer.

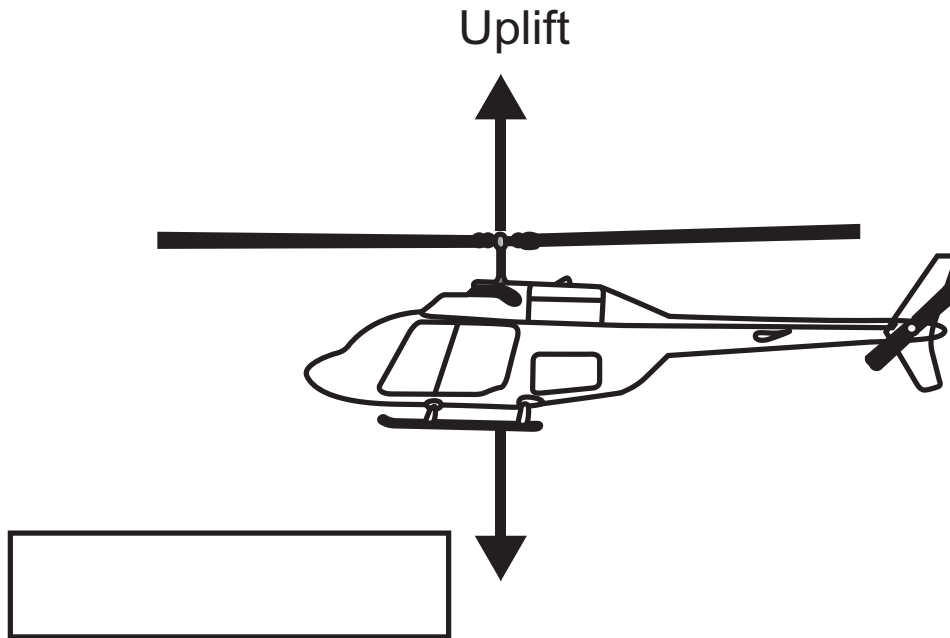
Distance = _____ m

6

Blank Page

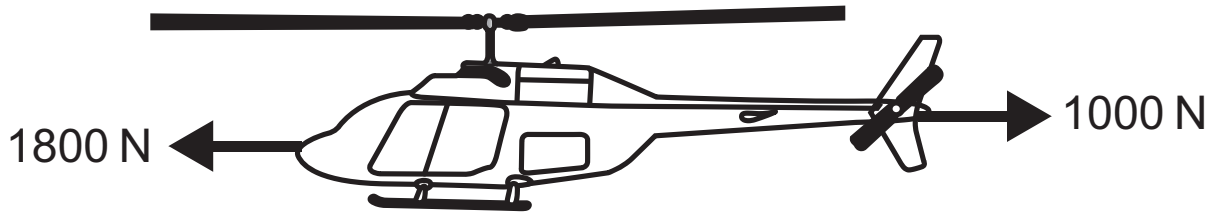
(Questions continue overleaf)

- 2 The diagram below shows a helicopter and the forces acting on it.
The helicopter is hovering, **it is not moving vertically or horizontally.**



- (a) (i) Name the downward force shown by the arrow.
Write the name in the box provided. [1 mark]
- (ii) What can you say about the size of the two forces?
[1 mark]
-

The helicopter moves horizontally.
The horizontal forces acting on it are shown in the diagram.



(iii) Calculate the size of the resultant force on the helicopter and state its direction. [2 marks]

Resultant force = _____ N

Direction = _____

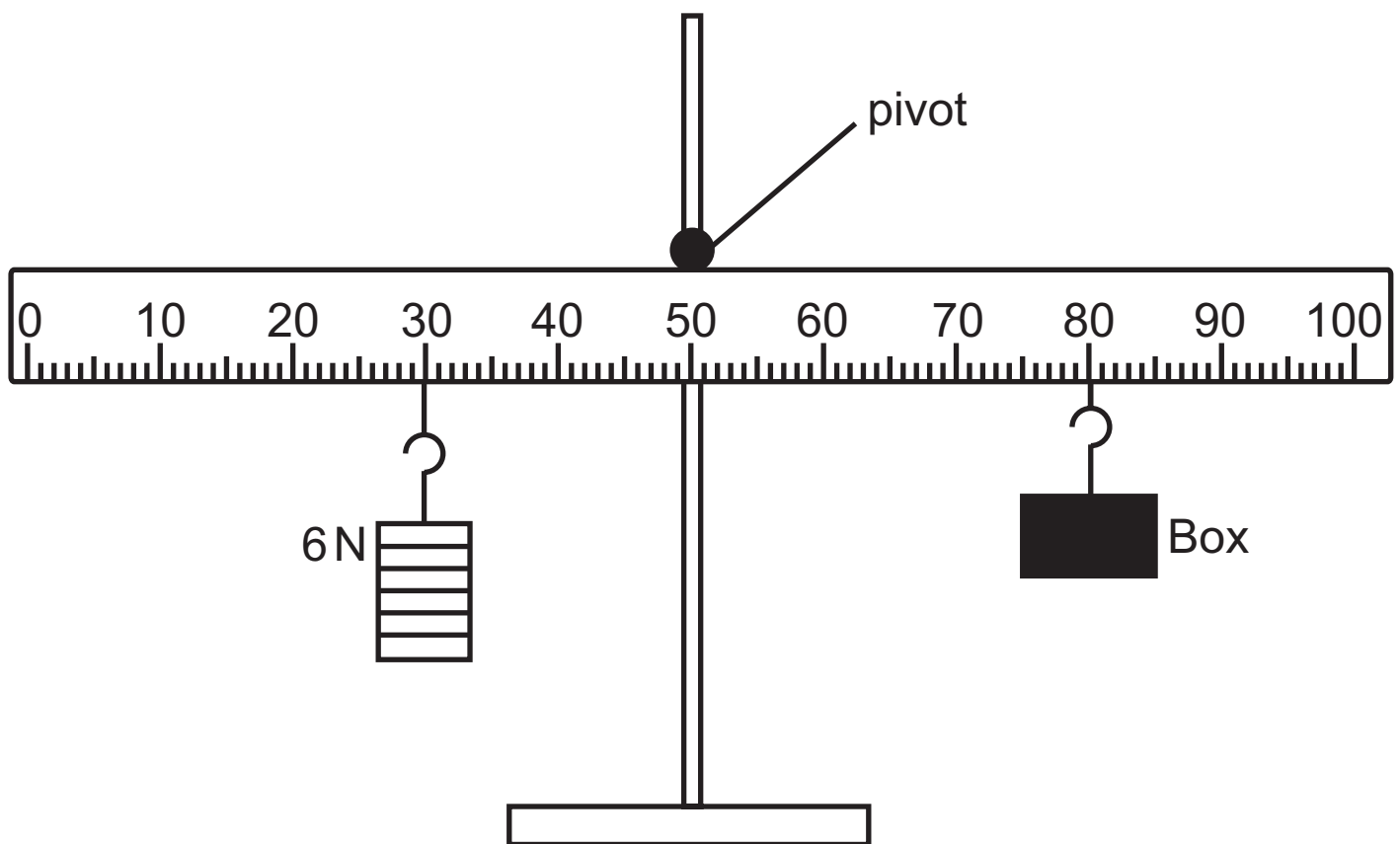
(iv) The helicopter has a mass of 1600 kg.
Calculate the acceleration of the helicopter.
[3 marks]

Show clearly how you get your answer, starting with the equation you plan to use.

Acceleration = _____ m/s^2

(b) (i) Write down the equation used to calculate the moment of a force. [1 mark]

(ii) A 6 N weight and a box are attached to a metre rule as shown below.
Their positions on the rule were adjusted until the rule was balanced.



Using the Principle of Moments, calculate the weight of the box. [4 marks]

Show clearly how you get your answer, starting with the equation you plan to use.

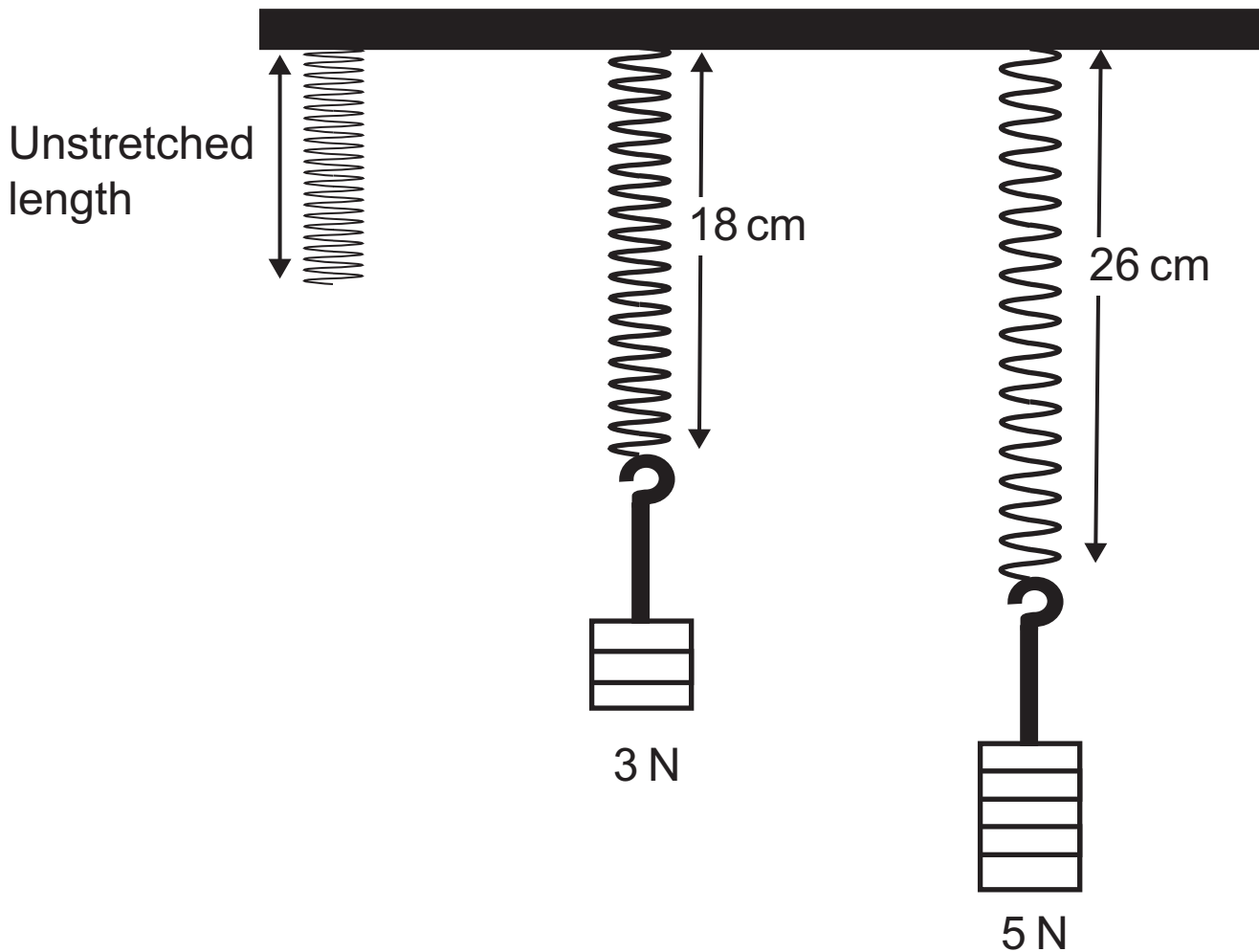
Weight of the box = _____ N

(c) (i) State Hooke's law. [2 marks]

Three identical springs are hung from a support as shown below.

Forces of 3 N and 5 N are attached to the springs.

The springs stretch to the lengths shown.



- (ii) Using the values shown on the diagram, calculate the **extension** a force of 1 N would produce.
[2 marks]

Show clearly how you get your answer.

Extension produced by 1 N = _____ cm

- (iii) Using your answer to part (ii), calculate the unstretched length of the spring. [2 marks]
Show clearly how you get your answer.

Unstretched length of spring = _____ cm

- 3 (a)** Lead has a density of 11.3 g/cm^3 and wood has a density of 0.6 g/cm^3 .

A 1 kg cube of lead and a 1 kg cube of wood are each wrapped in brown paper and set on a bench.

Without touching them, how would you know which one is wood? [1 mark]

- (b)** The kinetic theory of matter states that all matter is made up of particles.

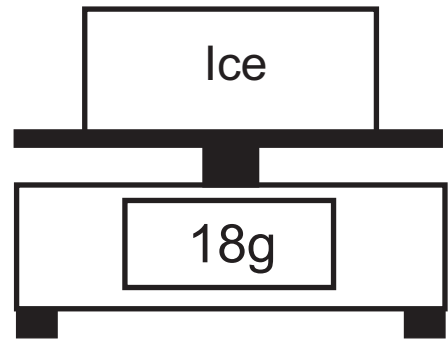
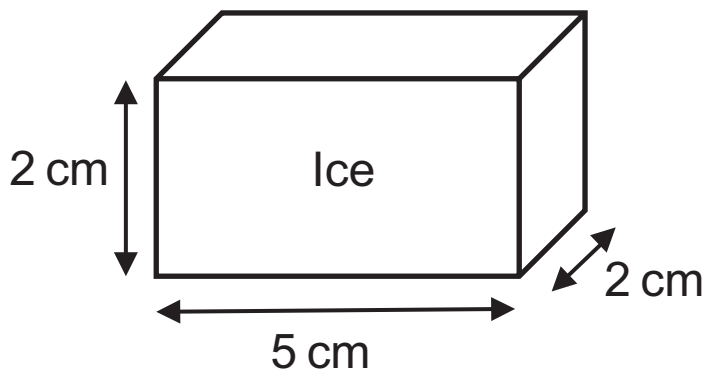
(i) What does the theory state about the positions of the particles in a solid? [1 mark]

(ii) What type of motion do the particles in a solid have? [1 mark]

(iii) In liquids, the particles can move around. How does the structure of a liquid allow this to happen? [1 mark]

(iv) In a gas, the particles can move freely and completely fill their container.
How does the kinetic theory explain this property?
[1 mark]

(c) A block of ice has the dimensions shown in the diagram below.



- (i) Calculate the volume of the ice. [2 marks]
Show clearly how you get your answer.

Volume of ice = _____ cm^3

(ii) The block of ice was then placed on a digital balance.

Using the information shown in the diagram, calculate the density of ice. [3 marks]

Show clearly how you get your answer, starting with the equation you plan to use.

Density of ice = _____ g/cm³

- 4 (a) Below are some devices that convert energy from one form to another.
For each one, name the input energy and the **useful** output energy form. [4 marks]



Light bulb

Input energy



Output energy




Bunsen burner

Input energy



Output energy




Wind turbine generator

Input energy



Output energy



Solar cell

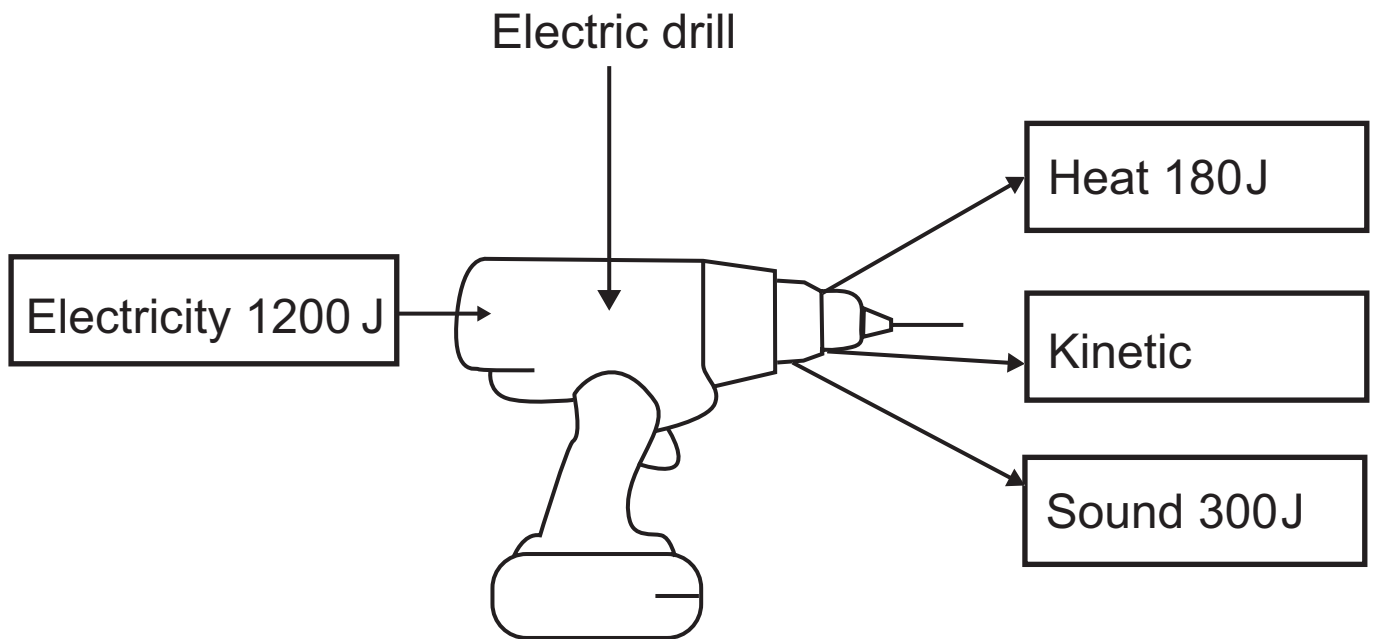
Input energy



Output energy

- (b) (i) State the Principle of Conservation of Energy.
[2 marks]

(ii) Devices do not convert all their input energy into useful output energy.



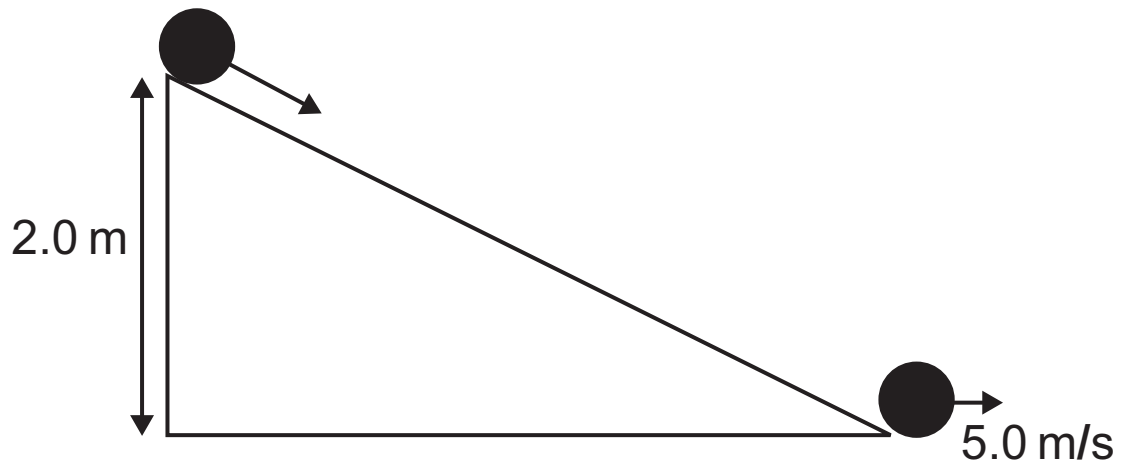
An electric drill is designed to convert electricity to kinetic energy.

Using the values from the diagram above, calculate the efficiency of the drill. [4 marks]

Show clearly how you get your answer, starting with the equation you plan to use.

Efficiency = _____

(c) A metal ball of mass 0.2 kg is allowed to roll down a slope as shown below.



- (i) Calculate the potential energy of the ball at the top of the slope. [3 marks]
Show clearly how you get your answer, starting with the equation you plan to use.

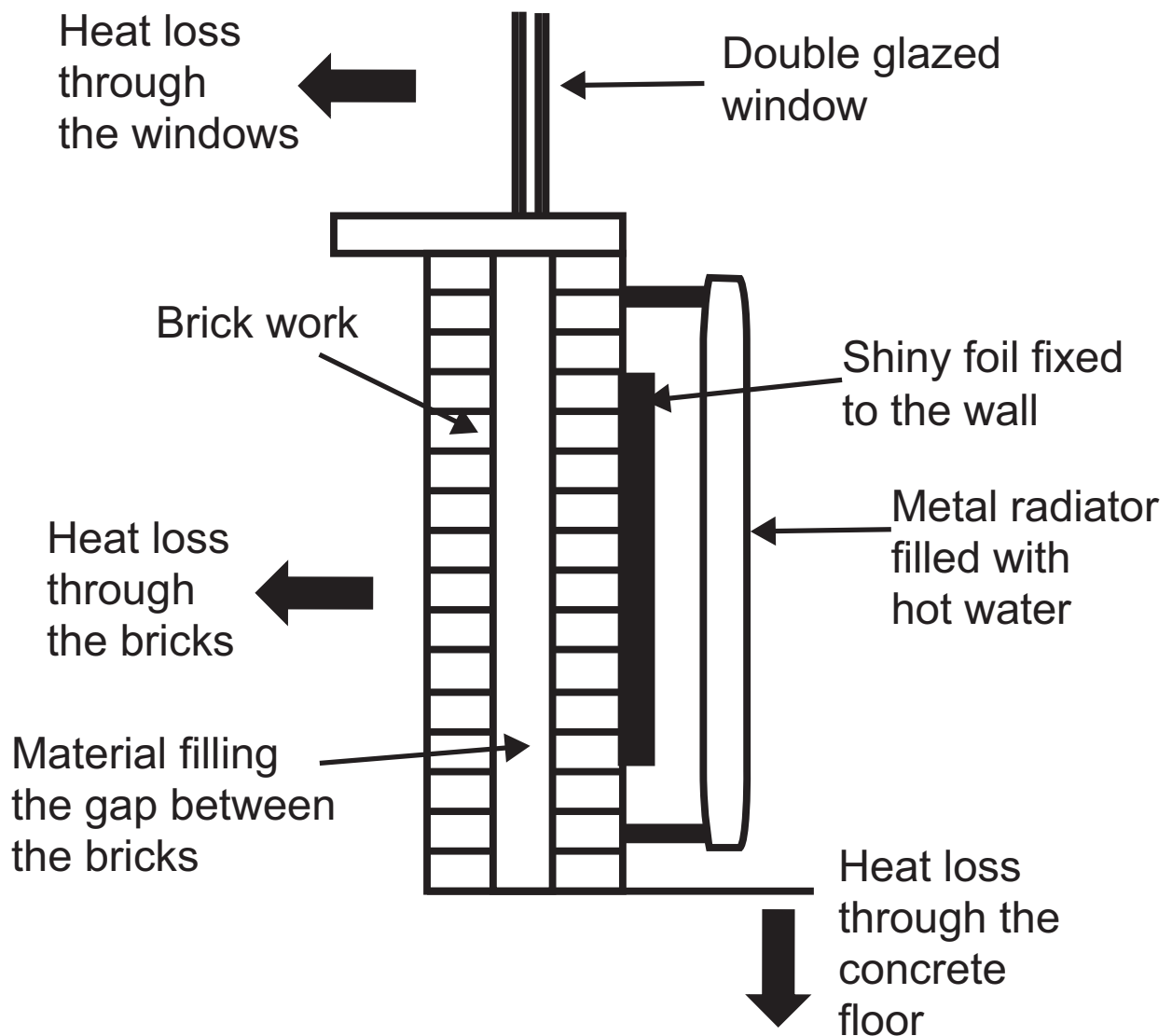
Potential energy = _____ J

- (ii) When the ball reaches the bottom of the slope its speed is 5.0 m/s.
Calculate the kinetic energy of the ball at the bottom of the slope. [3 marks]
Show clearly how you get your answer, starting with the equation you plan to use.

Kinetic energy = _____ J

(d) The diagram below shows the structure of the outside wall and window of most houses. The diagram also shows a radiator attached to the inside of the wall. Heat from the metal radiator heats the room. The large arrows show the direction of heat loss through the various parts of the room.

Heating our homes costs money. It is important that steps are taken to reduce the loss of heat from our homes. The diagram also shows some measures that are used to reduce heat loss.



In this question you will name the processes of heat transfer and describe how each is reduced by the various measures shown in the diagram.

In your answer you should:

- name the three methods by which heat is transferred;
- describe how the heat from hot water gets through the metal radiator, and name the particle responsible for this process;
- describe how heat is transferred throughout the room;
- explain the role the shiny foil placed behind the radiator plays in reducing heat loss from the room;
- name a material that is usually placed in the gap between the two layers of brick to reduce heat loss and state which method of heat transfer is reduced in this way;
- name the method of heat transfer reduced by using double glazing;
- describe what could be done to reduce heat loss through the concrete floor.

In this question you will be assessed on your written communication skills including the use of specialist science terms.

Write your answers in the appropriate spaces below and opposite. [6 marks]

Methods of heat transfer _____

How heat from hot water gets through the metal radiator and the particle responsible

How the room is heated _____

The role of the shiny foil _____

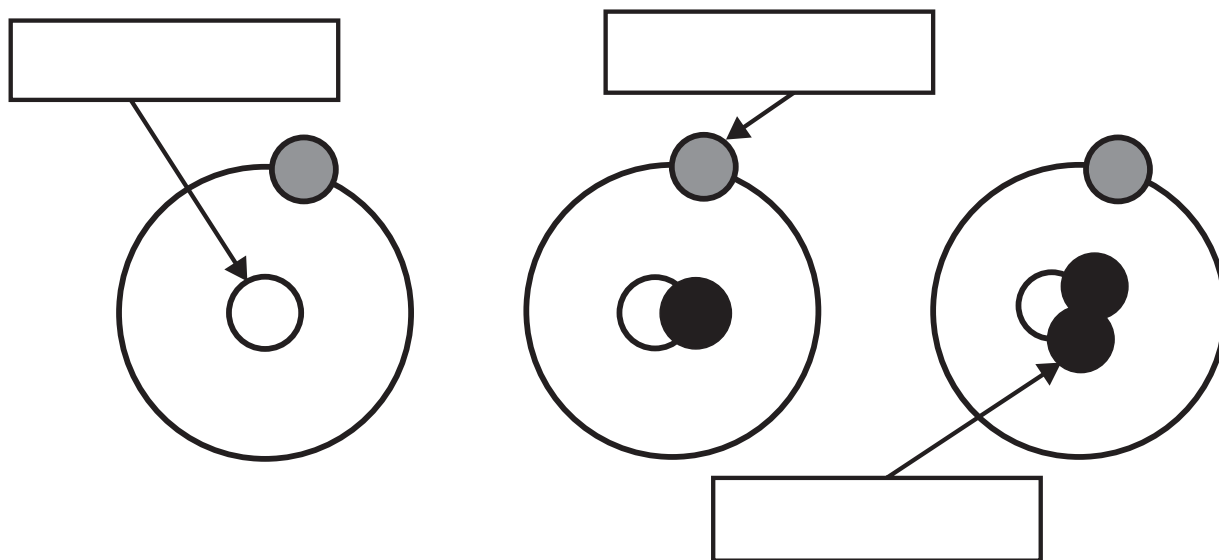
Cavity wall material and the method of heat transfer reduced _____

Heat transfer method reduced by double glazing

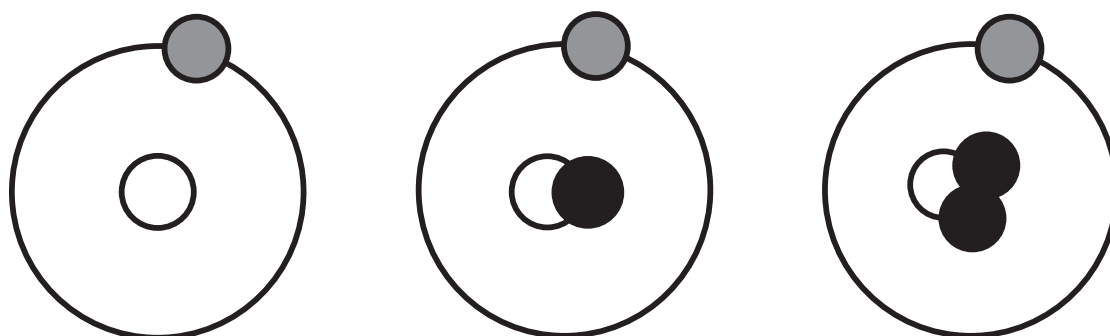
How heat loss is reduced through the concrete floor

5 (a) The diagram below shows the structure of the atoms of three isotopes of hydrogen. Atoms are electrically neutral.

(i) Write the names of the particles marked by arrows in each of the boxes provided. [3 marks]



(ii) Using notation ${}^A_Z\text{H}$, describe the structure of each isotope. Write the appropriate numbers in the boxes below. [3 marks]



H

H

H

- (b) (i)** Some atomic nuclei are radioactive.
Name the three radiations that are emitted by such nuclei. [3 marks]
Do not use symbols.

- (ii)** Which one of the three radiations is a high energy electromagnetic wave? [1 mark]

This is the end of the question paper

SOURCES

- Q1(a)(i) . . Source: © *Chief Examiner*
Q1(b) . . . Source: © *Chief Examiner*
Q1(c)(i) . . Source: © *Chief Examiner*
Q2 Source: © *Principal Examiner*
Q2(a)(iii) . Source: © *Principal Examiner*
Q2(b)(ii) . . Source: © *Chief Examiner*
Q2(c)(ii) . . Source: © *Chief Examiner*
Q3(c) . . . Source: © *Chief Examiner*
Q4(a) . . . Source: © *Chief Examiner*
Q4(b)(ii) . . Source: © *Chief Examiner*
Q4(c) . . . Source: © *Chief Examiner*
Q4(d) . . . Source: © *Chief Examiner*
Q5 Source: © *Chief Examiner*

For Examiner's use only	
Question Number	Marks
1	
2	
3	
4	
5	
Total Marks	

Examiner Number

Permission to reproduce all copyright material has been applied for.
In some cases, efforts to contact copyright holders may have been unsuccessful and CCEA will be happy to rectify any omissions of acknowledgement in future if notified.